






Siro Touch 435 [b] filterfresh®



Product



Information



Key features

- filterfresh® & whole bean grinder
- 5.7" full color touch screen
- Aluminium front
- Illuminated cup stands
- Separate hot water outlet
- Individual product counters
- Cup sensor

Options

- Front branding
- On-screen communication options
- Connect.Me® (online monitoring)
- Base cabinet with condiment tray's
- Table with cup dispenser
- Integrated payment systems
- Waste guide

Siro Touch 435 [b] filterfresh®



Dimensions

mm

Machine	h	870
	w	465
	d	530
Base Cabinet	h	850
	w	465
	d	530
Weight		50 kg

Selections

Freshbrew Coffee	Hot Chocolate
Espresso (instant)	Coffeeshoc
Cappuccino (instant)	Chocomilk
Cafe au Lait	Espresshoc
Cafe Latte (instant)	
Wiener Melange	

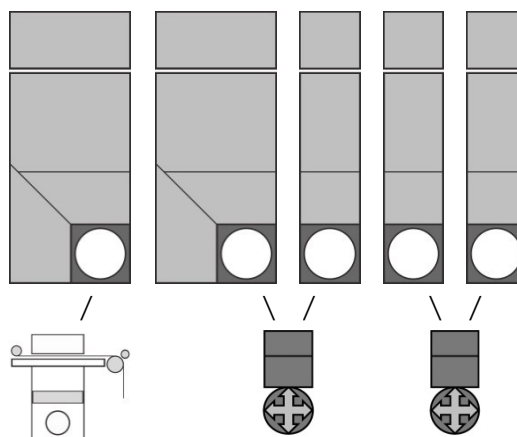
Customized recipes**	Hot water
Chilled (sparkling) water **	Jug Selections

** optional, ask for details & conditions

Specifications

- MoVeC-ICEq® & USB upload
- 5,7" full color touch screen
- User Interface : DJD/TUD
- Menu structure for selections
- Direct start optional
- Illuminated cupstand
- Cup-sensor
- Strength selections menu's
- Connection for payment systems [MDB]
- Boiler: 5L

Canisters



Connections

- 240 Volt AC
- 50/60 Hz
- 2400 Watt
- 10-16 Amp
- 3/4" BSP [15 mm] mains
- waterfilter & waterlock recommended
- USB
- LAN or Wifi

Capacities

	#	Size	Gram	Cups
Ground Coffee	1	120E	1700	230
Chocolate	2	120E	3450	170
Milktopping	3	60E	1100	180
Sugar	4	60E	2000	330
Instant Coffee	5	60E	650	430
Filter paper [cups/roll]				≥ 2250
Waste bucket				≥ 175

(# cups may vary depending on settings)

